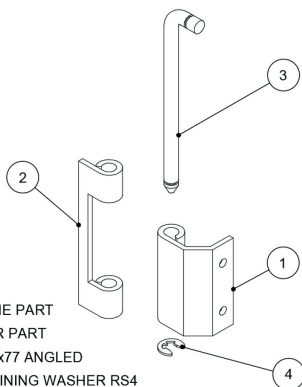
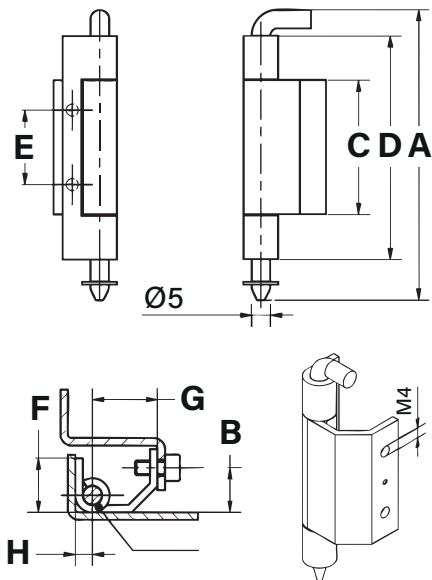


Concealed Hinge



1. FRAME PART
2. DOOR PART
3. PIN 5x77 ANGLED
4. RETAINING WASHER RS4



Concealed hinge with retaining pin in 316 stainless steel.

Pin version: groove incl. locking washer DIN6799.

Installation type: screw- / weld-on.

- For surface mounted doors
- Concealed hinge
- 316 Stainless steel
- Opening angle: 120°
- LH / RH

Part No.	A	B	C	D	E	F	G	H
60026	78	12	36	60	20	14.6	17.5	4.6

All dimensions shown in mm unless otherwise stated. We reserve the right to alter specifications without notice.



Thousands of products available to buy online



Reliable international delivery service



The UK's leading stockist of locks, handles, hinges gas springs & accessories

Order online at
www.faparkes.co.uk

Your *One-Stop-Shop* for all your hardware requirements!



FA Parkes Ltd
Unit 4, Acorn Court
Butts Street,
Leigh
Lancashire, UK
WN7 3AE



+44 (0) 1942 681 996




+44 (0) 1942 681 997



www.faparkes.co.uk



sales@faparkes.co.uk



- Search by keyword or part number
- Browse by part type
- Product datasheet downloads
- No sign up required!

