




-  180° Opening angle
-  Universal LH / RH
-  Lift-off

STAINLESS / ACID-PROOF EXTERNAL BOLT-ON HINGE - 180° OPENING ANGLE

Stainless external bolt-on hinge for surface mounted doors. Universal left and right mounting. Opening angle 180°. Two-part version in lift-off design, and three-part version in fixed design. Supplied unassembled, with nuts and washers.

Steel version: Page 3-540.

MATERIAL:

Stainless steel (303) or acid-proof stainless steel (316).

STAINLESS / ACID-PROOF EXTERNAL BOLT-ON HINGE - 180° OPENING ANGLE				
P/N	Description	Material	Version	Drawing
323022	Two-part hinge	SS (303)	Lift-off	A
329022	Two-part hinge	SS (316)	Lift-off	A
323018	Three-part hinge	SS (303)	Fixed	B
329018	Three-part hinge	SS (316)	Fixed	B

Specifications subject to change without notice