

6-1110SL Quarter-Turn with Handle SNAP-LINE

with cylinder or insert



Quarter-Turn with high-quality Bowed Handle SNAP-LINE with cylinder or insert.

- The Housing for cylinder or insert can be turned by 90° and the handle can be used for RH/LH, horizontal and vertical applications.
- The handle can be equipped with cylinder or insert.
- The installation is effected by a simple push into appropriate cutouts.
- **Attention:** H-dimension of the cam $\geq 14\text{mm}$ (0.551)!
- **Advice:** In case of applying a cylinder the 3-point cam should not be used.

Material:

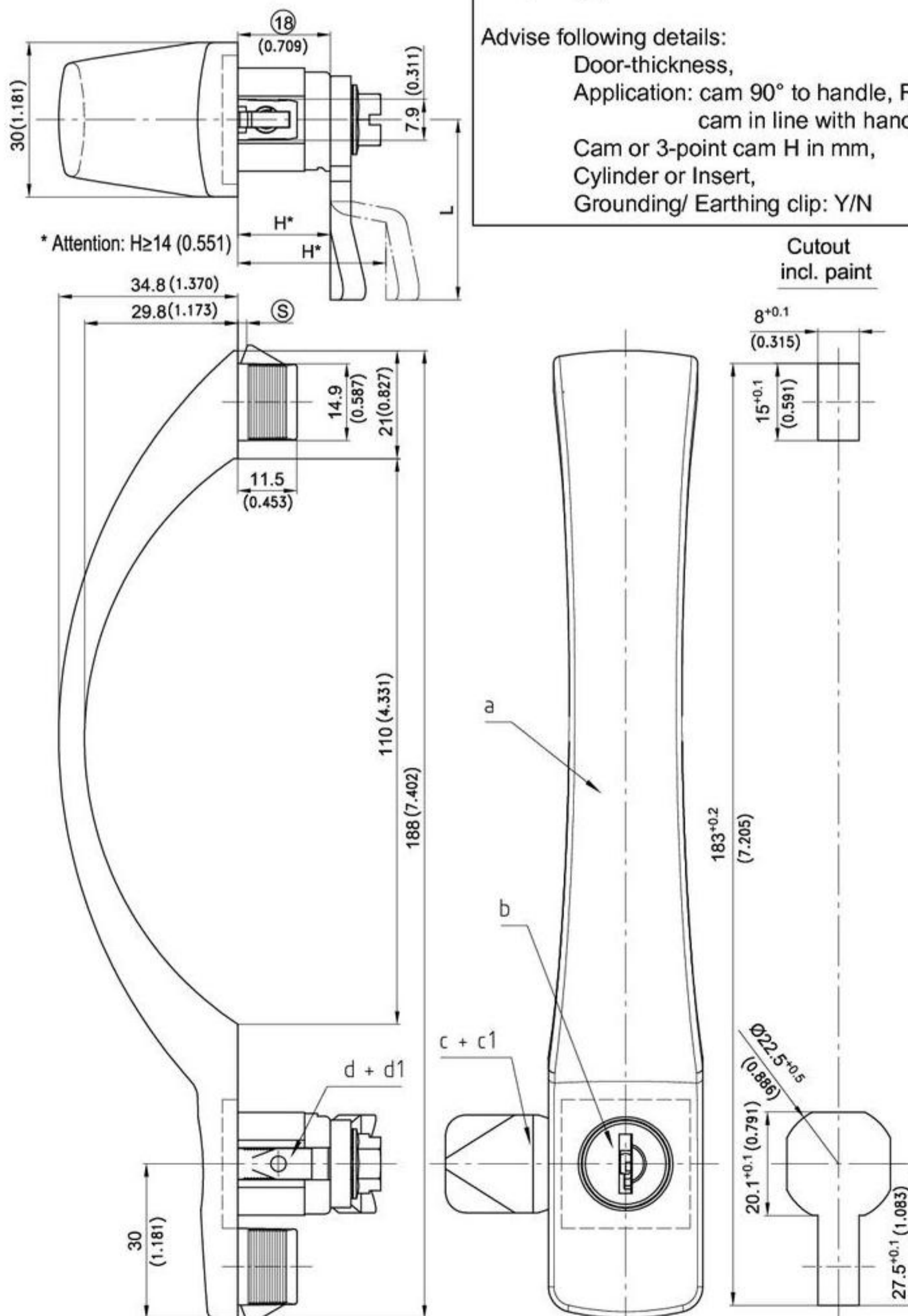
- **Handle:** zinc die, matt chrome plated.
- **Other surfaces: on request**
- **Housing:** zinc die
- **Snap wedges:** sintered steel
- **Grounding/Earthing clip:** stainless steel
- **Cams:** see c) and c')



Please contact DIRAK for the Assembly-partnumber of a completely pre-assembled SNAP-LINE Bowed Handle.

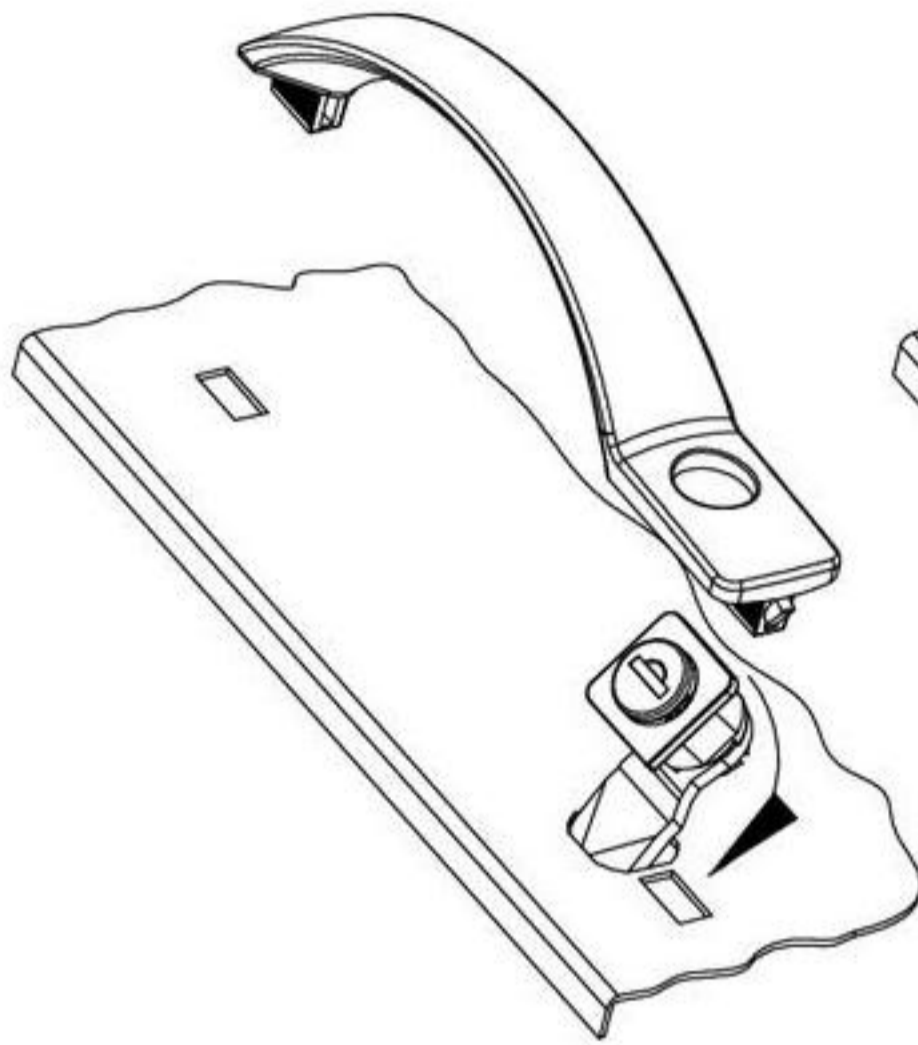
Advise following details:

- Door-thickness,
- Application: cam 90° to handle, RH/LH, cam in line with handle,
- Cam or 3-point cam H in mm,
- Cylinder or Insert,
- Grounding/ Earthing clip: Y/N

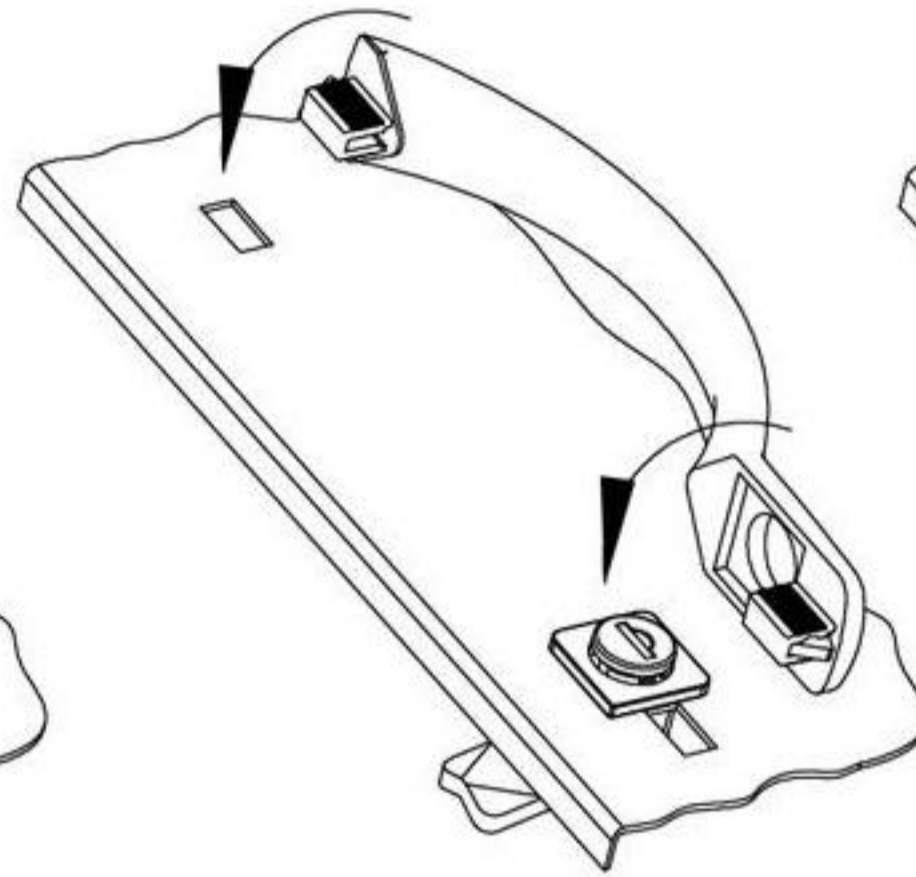


6-1110SL Quarter-Turn with Handle SNAP-LINE

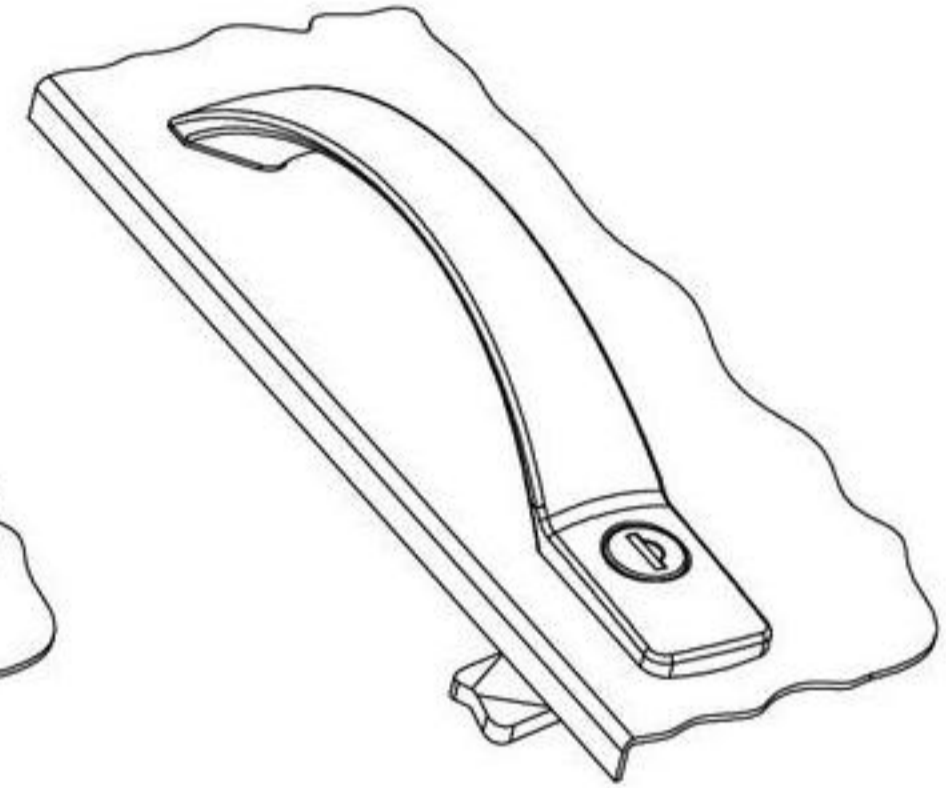
with cylinder or insert



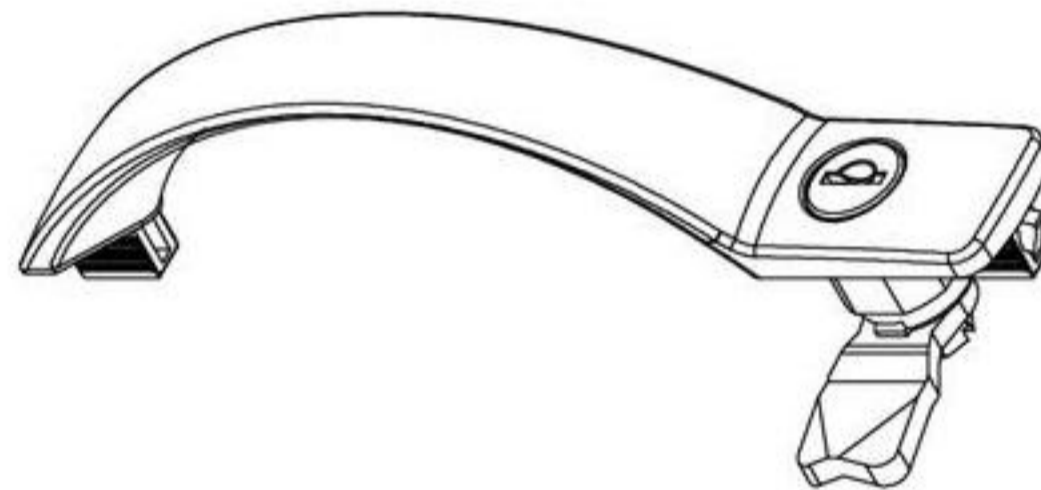
1. Installation of Quarter-Turn



2. ENCASING the loose Quarter-Turn.



3. Fitted and fixed



| a) Bowed handle with snap wedges with cylinder clamping range © | with Grounding/earthing clip | without Grounding/earthing clip | see page |
|---|------------------------------|---------------------------------|-----------------------------------|
| keyed alike DIRAK 1333* | 0,8 - 1,5 | 413-9305.00-00012 | 413-9301.00-00012 |
| | 1,3 - 2,0 | 413-9305.00-00016 | 413-9301.00-00016 |
| | 1,5 - 2,2 | 413-9305.00-00020 | 413-9301.00-00020 |
| keyed different/mixed | 0,8 - 1,5 | 413-9306.00-00012 | 413-9302.00-00012 |
| | 1,3 - 2,0 | 413-9306.00-00016 | 413-9302.00-00016 |
| | 1,5 - 2,2 | 413-9306.00-00020 | 413-9302.00-00020 |
| b) for inserts (not imaged) | 0,8 - 1,5 | 413-9307.00-00012 | 413-9303.00-00012 |
| | 1,3 - 2,0 | 413-9307.00-00016 | 413-9303.00-00016 |
| | 1,5 - 2,2 | 413-9307.00-00020 | 413-9303.00-00020 |
| Other © - dimension on request! | | | |
| Inserts | | | 02.30, 02.34, 10.10 |
| c) Cams | | | 02.30, 02.58, 10.10, 10.12, 02.61 |
| c1) 3-point cam | | | 02.58, 03.38 |
| d) Grounding/Earthing clip: for handle with Insert | 200-1101.04-00000 | 200-1101.04-00000 | |
| d1) Grounding/Earthing clip: for handle with cylinder | 200-1103.04-00000 | 200-1103.04-00000 | |

* with stainless dust-shutter

6-1110SL Quarter-Turn with Handle SNAP-LINE

with cylinder or insert



Quarter-Turn with high-quality Bowed Handle SNAP-LINE with cylinder or insert.

- The Housing for cylinder or insert can be turned by 90° and the handle can be used for RH/LH, horizontal and vertical applications.
- The handle can be equipped with cylinder or insert.
- The installation is effected by a simple push into appropriate cutouts.
- **Attention:** H-dimension of the cam $\geq 14\text{mm}$ (0.551)!
- **Advice:** In case of applying a cylinder, the 3-point cam should not be used.

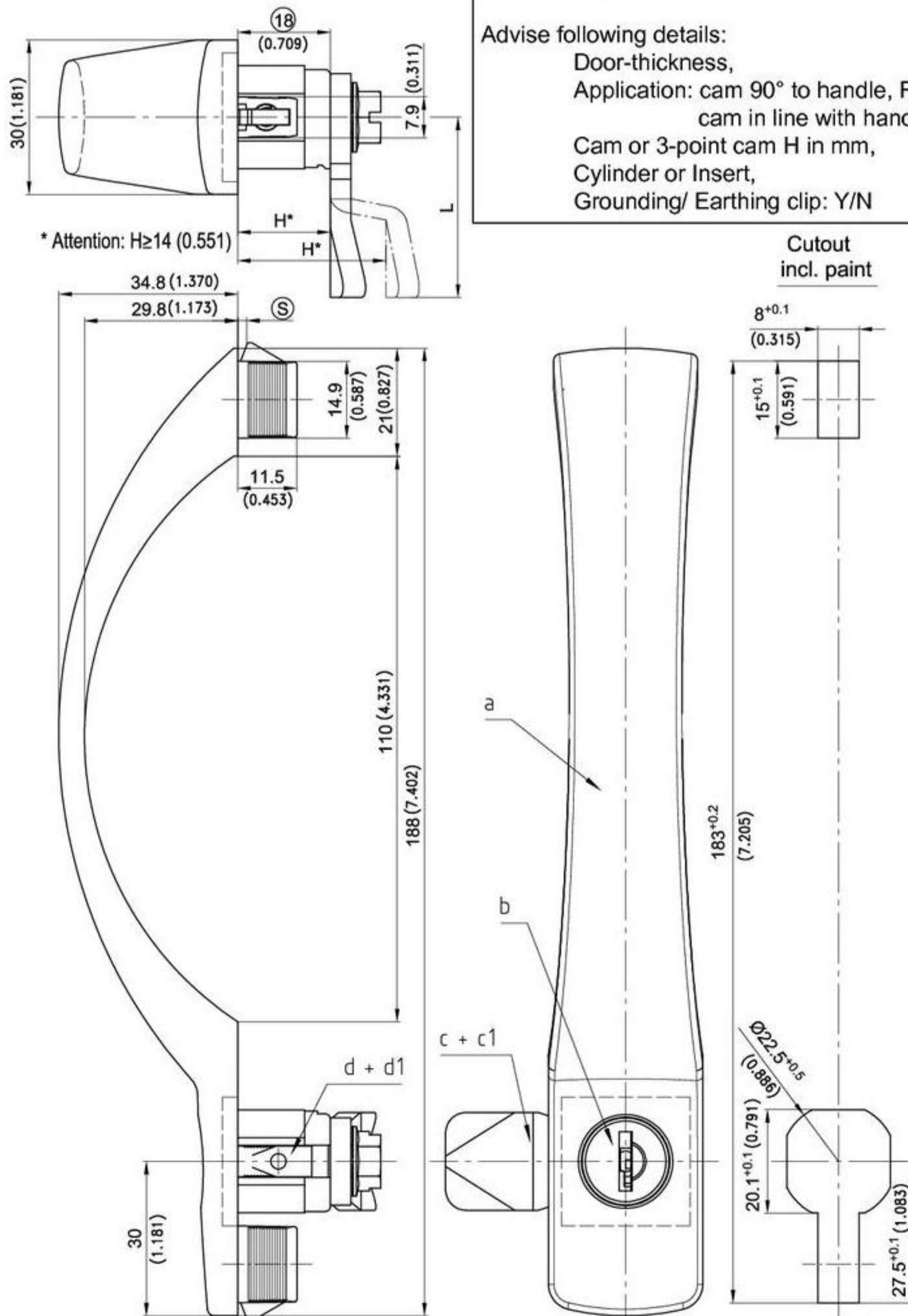
Material:

- **Handle:** zinc die, matt chrome plated.
- **Other surfaces:** on request
- **Housing:** zinc die
- **Snap wedges:** sintered steel
- **Grounding/Earthing clip:** stainless steel
- **Cams:** see c) and c')



Please contact DIRAK for the Assembly-partnumber of a completely pre-assembled SNAP-LINE Bowed Handle.

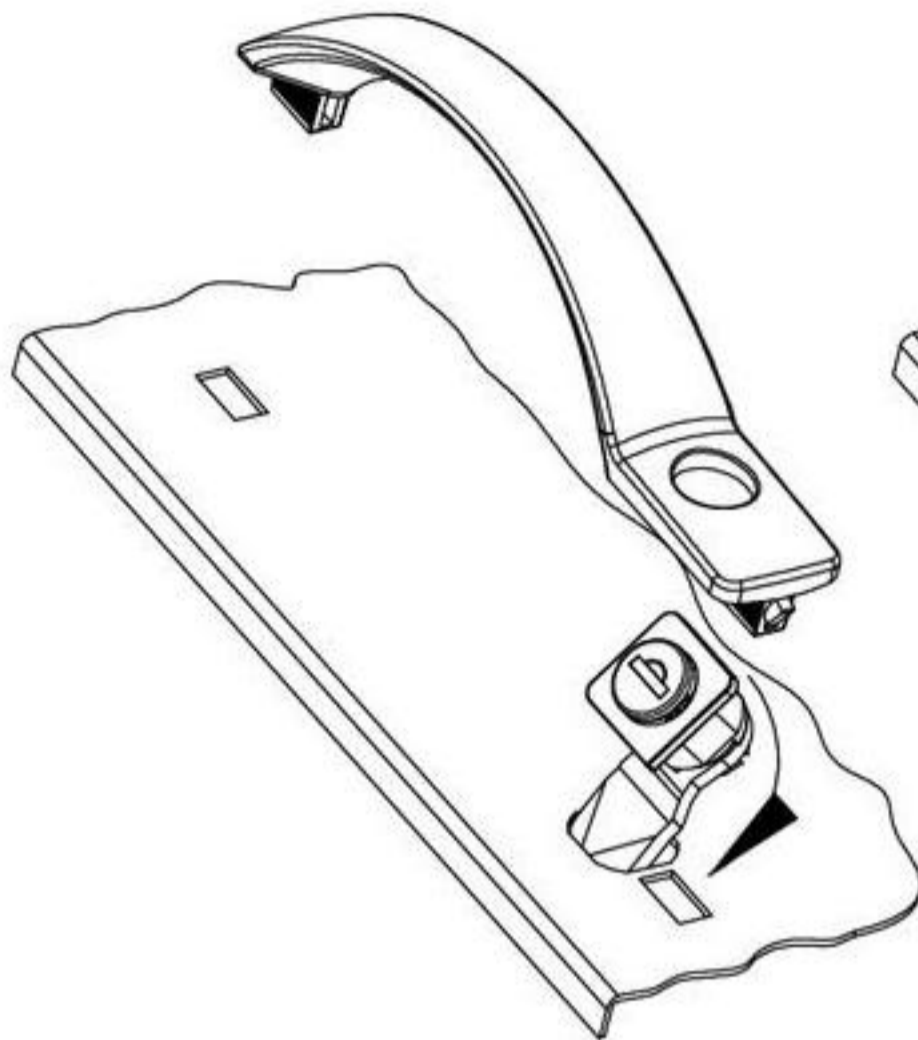
Advise following details:
Door-thickness,
Application: cam 90° to handle, RH/LH,
cam in line with handle,
Cam or 3-point cam H in mm,
Cylinder or Insert,
Grounding/ Earthing clip: Y/N



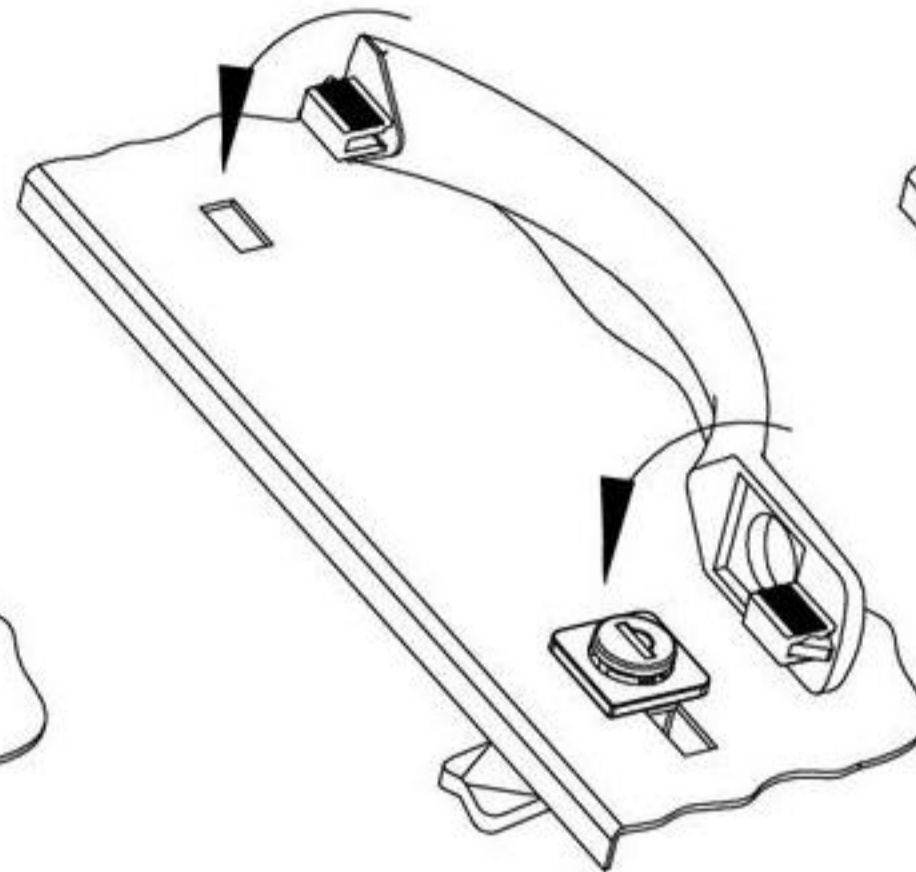
Cutout
incl. paint

6-1110SL Quarter-Turn with Handle SNAP-LINE

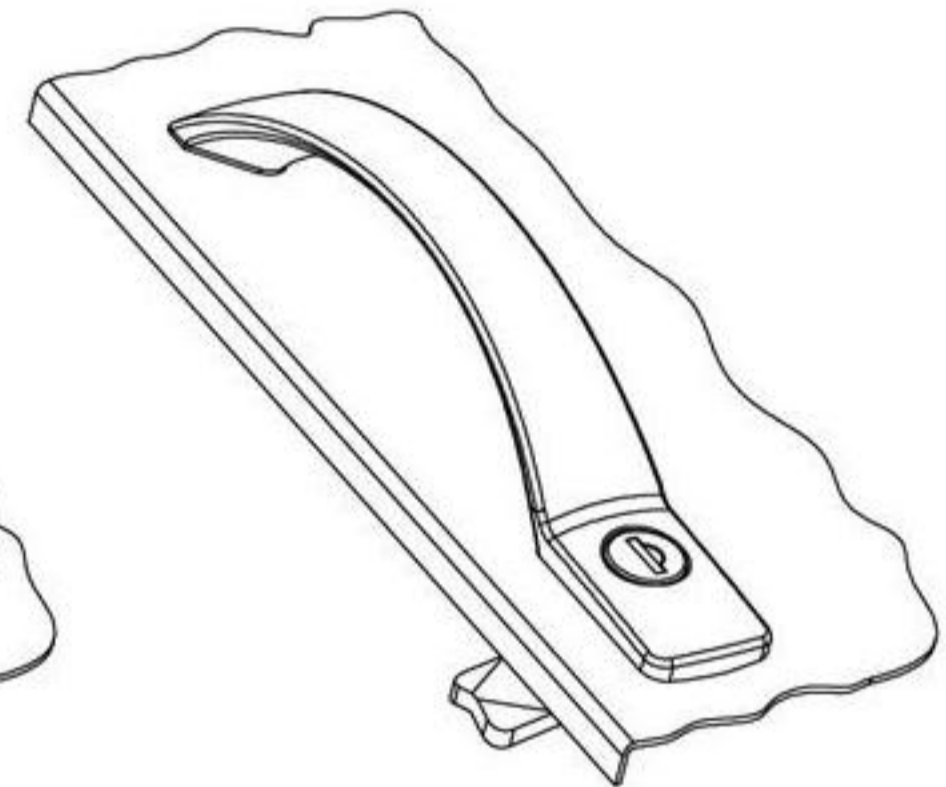
with cylinder or insert



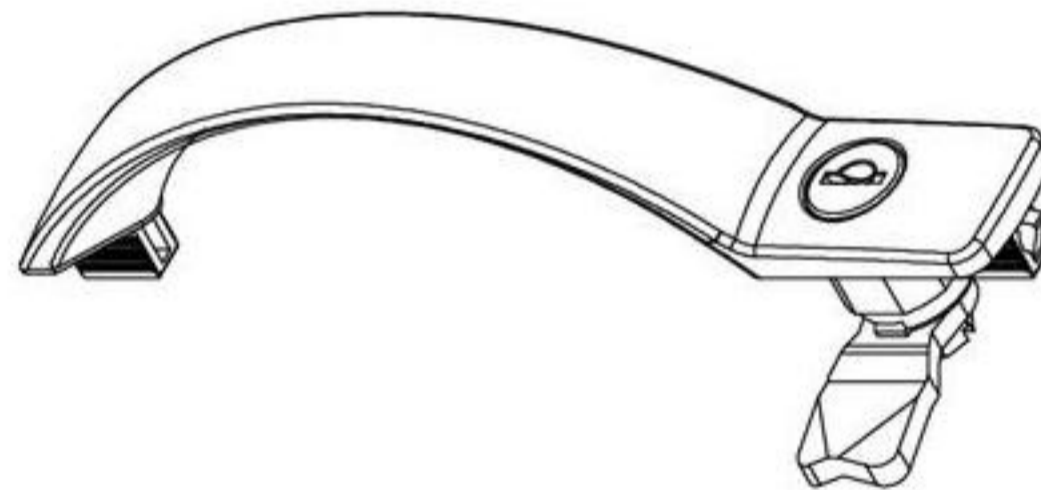
1. Installation of Quarter-Turn



2. ENCASING the loose Quarter-Turn.



3. Fitted and fixed



| a) Bowed handle with snap wedges with cylinder clamping range © | with Grounding/earthing clip | without Grounding/earthing clip | see page |
|---|------------------------------|---------------------------------|-----------------------------------|
| keyed alike DIRAK 1333* | 0,8 - 1,5 | 413-9305.00-00012 | 413-9301.00-00012 |
| | 1,3 - 2,0 | 413-9305.00-00016 | 413-9301.00-00016 |
| | 1,5 - 2,2 | 413-9305.00-00020 | 413-9301.00-00020 |
| keyed different/mixed | 0,8 - 1,5 | 413-9306.00-00012 | 413-9302.00-00012 |
| | 1,3 - 2,0 | 413-9306.00-00016 | 413-9302.00-00016 |
| | 1,5 - 2,2 | 413-9306.00-00020 | 413-9302.00-00020 |
| b) for inserts (not imaged) | 0,8 - 1,5 | 413-9307.00-00012 | 413-9303.00-00012 |
| | 1,3 - 2,0 | 413-9307.00-00016 | 413-9303.00-00016 |
| | 1,5 - 2,2 | 413-9307.00-00020 | 413-9303.00-00020 |
| Other © - dimension on request! | | | |
| Inserts | | | 02.30, 02.34, 10.10 |
| c) Cams | | | 02.30, 02.58, 10.10, 10.12, 02.61 |
| c1) 3-point cams | | | 02.58, 03.38 |
| d) Grounding/Earthing clip: for handle with Insert | 200-1101.04-00000 | 200-1101.04-00000 | |
| d1) Grounding/Earthing clip: for handle with cylinder | 200-1103.04-00000 | 200-1103.04-00000 | |

* with stainless dust-shutter